


Chapter 8

Channel Allocation



Outline

- Introduction
- Fixed Channel Allocation Schemes
- Dynamic Channel Allocation Schemes
- Other Channel Allocation Schemes
- Allocation in Specialized System Structures
- Channel Modeling
- Handoff Calls Modeling



Introduction

- What is channel allocation?
- A given radio spectrum is to be divided into a set of disjointed channels that can be used simultaneously while minimizing interference in adjacent channel by allocating channels appropriately.
- Channel allocation schemes can be divided in general into
 - Fixed Channel Allocation schemes (FCA schemes);
 - Dynamic Channel Allocation schemes (DCA schemes);
 - Hybrid Channel Allocation schemes (HCA schemes: combining both FCA and DCA techniques);



Fixed Channel Allocation (FCA)

- In FCA schemes, a set of channels is permanently allocated to each cell in the network.
- If the total number of available channels in the system C is divided into sets, the minimum number of channel sets N required to serve the entire coverage area is related to the frequency reuse distance D as follows:

$$N = D/[R3^{1/2}]$$

- Due to short term fluctuations in the traffic, FCA schemes are often not able to maintain high quality of service and capacity attainable with static traffic demands. One approach to address this problem is to borrow free channels from neighboring cells.

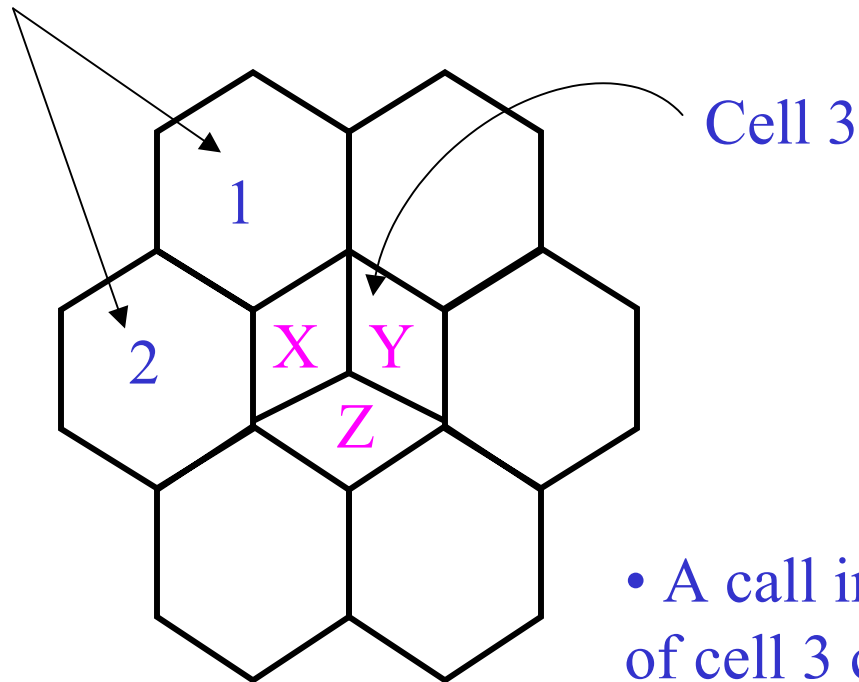


Simple Channel Borrowing (CB) Schemes

- In CB schemes, cell (acceptor cell) that has used all its nominal channels can borrow free channels from its neighboring cell (*donor cell*) to accommodate new calls.
- Borrowing can be done from an adjacent cell which has largest number of free channels (*borrowing from the richest*)
- Select the first free channel found for borrowing using a search algorithm (*borrow first available scheme*)
- Return the borrowed channel when channel becomes free in the cell (*basic algorithm with reassignment*)
- To be available for borrowing, the channel must not interfere with existing calls, as shown in the next figure.

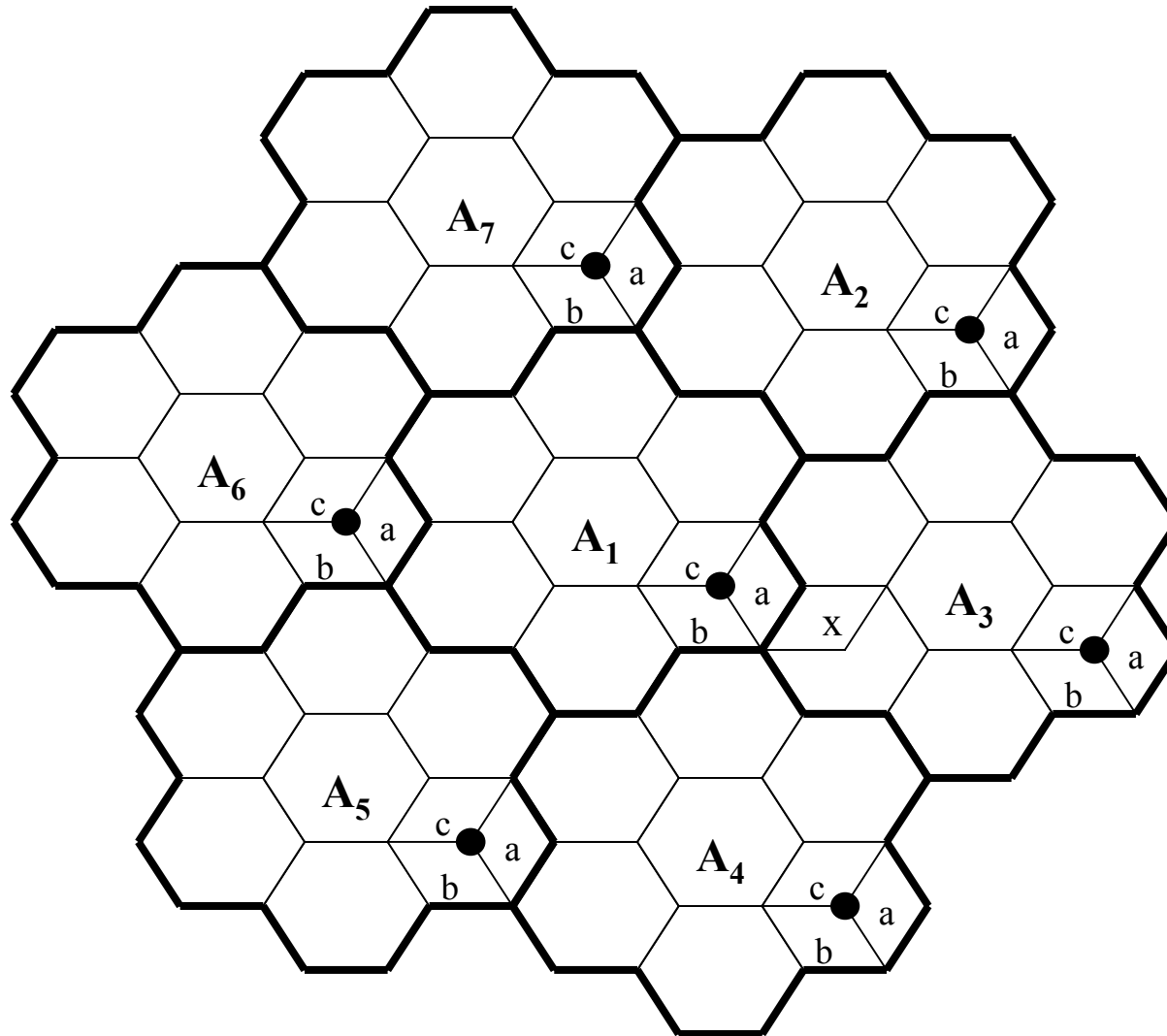
Simple Channel Borrowing (CB) Schemes

Donor Cell for Sector X



- A call initiated in the sector X of cell 3 can only borrow a channel from cells 1 or 2.

Impact of Channel Borrowing in Sectored Cell-based Wireless System





Simple Channel Borrowing Schemes

Scheme	Description
Simple Borrowing (SB)	A nominal channel set is assigned to a cell, as in the FCA case. After all nominal channels are used, an available channel from a neighboring cell is borrowed.
Borrow from the Richest (SBR)	Channels that are candidates for borrowing are available channels nominally assigned to one of the adjacent cells of the acceptor cell. If more than one adjacent cell has channels available for borrowing, a channel is borrowed from the cell with the greatest number of channels available for borrowing.
Borrow First Available (BFA)	Instead of trying to optimize when borrowing, this algorithm selects the first candidate channel it finds.



Complex Channel Borrowing Schemes

Scheme	Description
Simple Complex Channel Borrowing Scheme (SCCB)	The set of channels assigned to each cell is divided into two subsets, A (standard) and B (borrowable) channels. Subset A is nominally assigned in each cell, while subset B is allowed to be lent to neighboring cells.
Borrowing with Channel Ordering (BCO)	This scheme uses the highest priority channels in sequential order for local call in the cell while channel borrowing is done starting from the lowest priority channels.
Sharing with Bias (SHB)	This scheme is similar to the adjacency rule, which is a simple but effective way to balance the load of services in the presence of unbalanced traffic.



Complex Channel Borrowing Schemes

Scheme	Description
Channel Assignment with Borrowing and Reassignment (CABR)	Channels are borrowed on the basis of causing the least harm to neighboring cells in terms of future call blocking probability.
Ordered Dynamic Channel Assignment with Rearrangement (ODCA)	This scheme combines the merits of CABR and BCO with improvements to yield higher performance. When a call requests service, the base station of the cell checks to see if there are any nominal channels available. If there channels are available, the user will be assigned one on an ordered basis as in BCO. Here all channels are numbered in predetermined order according to the same criterion as in the CABR scheme, and the lowest numbered available idle channel is always selected. If all nominal channels are busy, the cell may borrow a non-standard channel from a neighboring cell. Once a non-standard channel is assigned, the availability lists of all affected cells are updated where the assigned channel can cause interference.



Dynamic Channel Allocation (DCA)

- In DCA schemes, all channels are kept in a central pool and are assigned dynamically to new calls as they arrive in the system.
- After each call is completed, the channel is returned to the central pool. It is fairly straightforward to select the most appropriate channel for any call based simply on current allocation and current traffic, with the aim of minimizing the interference.
- DCA scheme can overcome the problem of FCA scheme. However, variations in DCA schemes center around the different cost functions used for selecting one of the candidate channels for assignment.



Dynamic Channel Allocation (DCA)

- DCA schemes can be centralized or distributed.
- The centralized DCA scheme involves a single controller selecting a channel for each cell;
- The distributed DCA scheme involves a number of controllers scattered across the network.
- Centralized DCA schemes can theoretically provide the best performance. However, the enormous amount of computation and communication among BSs leads to excessive system latencies and renders centralized DCA schemes impractical. Nevertheless, centralized DCA schemes often provide a useful benchmark to compare practical decentralized DCA schemes.



Centralized DCA

- For a new call, a free channel from the central pool is selected that would maximize the number of members in its co-channel set.
- Minimize the mean square of distance between cells using the same channel.



Centralized DCA Schemes

Scheme	Description
First Available (FA)	<p>Among the DCA schemes the simplest one is the FA strategy. In F A, the first available channel within the reuse distance encountered during a channel search is assigned to the call.</p> <p>The FA strategy minimizes the system computational time.</p>
Locally Optimized Dynamic Assignment (LODA)	<p>The channel selection is based on the future blocking probability in the vicinity of the cell where a call is initiated.</p>
Mean Square (MSQ),	<p>The MSQ scheme selects the available channel that minimizes the mean square of the distance among the cells using the same channel.</p>



Distributed DCA Schemes

- Based on one of the three parameters:
 - Co-channel distance
 - Signal strength measurement
 - Signal to noise interference ratio



Distributed DCA Schemes

Scheme	Description
Locally Packing distributed DCA (LP-DDCA)	Each base station assigns channels to calls using the Augmented Channel Occupancy Matrix (ACO), which contains the necessary and sufficient local information for the base station to make a channel assignment decision.



Comparison of FCA and DCA Schemes

FCA	DCA
<ul style="list-style-type: none"> ▪ Performs better under heavy traffic ▪ Low flexibility in channel assignment ▪ Maximum channel reusability ▪ Sensitive to time and spatial changes ▪ Not stable grade of service per cell in an interference cell group ▪ High forced call termination probability ▪ Suitable for large cell environment ▪ Low flexibility ▪ Radio equipment covers all channels assigned to the cell ▪ Independent channel control ▪ Low computational effort ▪ Low call setup delay ▪ Low implementation complexity ▪ Complex, labor-intensive frequency planning ▪ Low signaling load ▪ Centralizing control 	<ul style="list-style-type: none"> ▪ Performs better under light/moderate traffic ▪ Flexible channel allocation ▪ Not always maximum channel reusability ▪ Insensitive to time and time spatial changes ▪ Stable grade of service per call in an interference cell group ▪ Low to moderate forced call termination probability ▪ Suitable in micro cellular environment ▪ High flexibility ▪ Radio equipment covers the temporary channel assigned to the cell ▪ Fully centralized to fully distributed control dependent on the scheme ▪ High computational effort ▪ Moderate to high call setup delay ▪ Moderate to high implementation complexity ▪ No frequency planning ▪ Moderate to high signaling load ▪ Centralized, distributed control depending on scheme



Other Channel Allocation Schemes

Based on different criterion being used as a potential way of optimizing the performance, many other channel allocation schemes have been suggested.

- Hybrid Channel Allocation (HCA)
- Flexible Channel Allocation (FCA)
- Handoff Channel Allocation (HCA)



Hybrid Channel Allocation (HCA)

- HCA schemes are the combination of both FCA and DCA techniques.
- In HCA schemes, the total number of channels available for service is divided into fixed and dynamic sets.
 - The fixed set contains a number of nominal channels that are assigned to cells as in the FCA schemes and, in all cases, are to be preferred for use in their respective cells.
 - The dynamic set is shared by all users in the system to increase flexibility.

Example: When a call requires service from a cell and all of its nominal channels are busy, a channel from the dynamic set is assigned to the call.



Hybrid Channel Allocation (HCA)

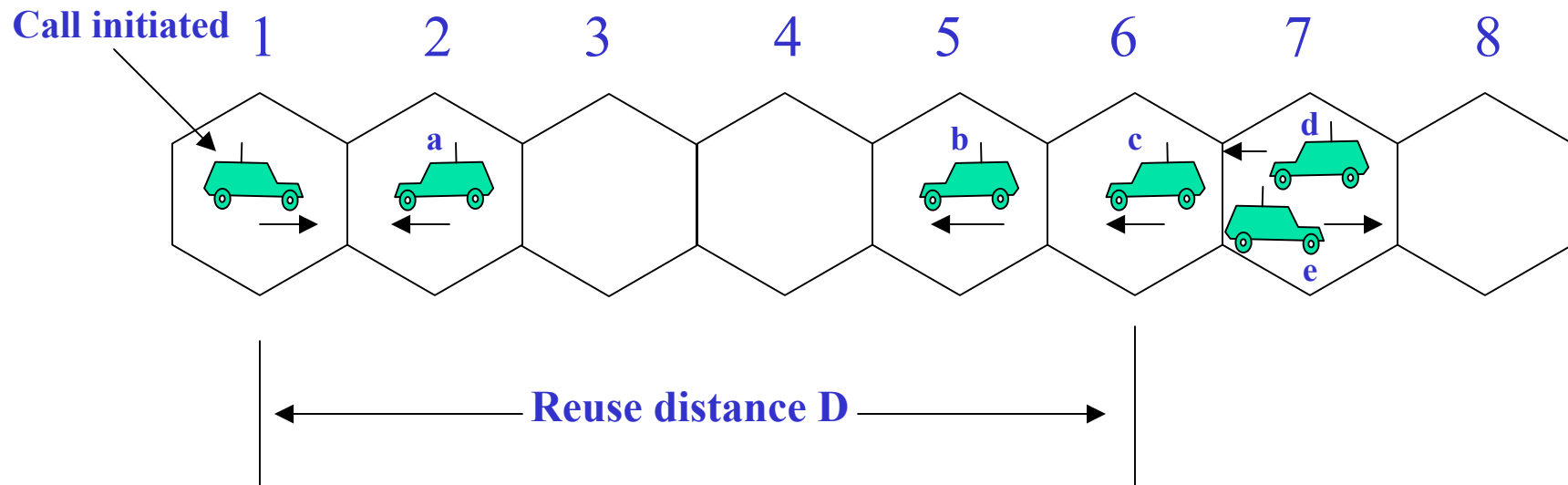
- Request for a channel from the dynamic set is initiated only when the cell has exhausted using all its channels from the fixed set.
- Optimal ratio: ratio of number of fixed and dynamic channels.
- 3:1 (fixed to dynamic), provides better service than fixed scheme for 50% traffic.
- Beyond 50% fixed scheme perform better.
- For dynamic, with traffic load of 15% to 32%, better results are found with HCA.



Flexible Channel Allocation (FCA)

- Similar to hybrid scheme with channels divided into fixed and flexible (emergency) sets.
- Fixed sets used to handle lighter loads.
- Variations in traffic (peaks in time and space) are needed to schedule emergency channels.
- Two types: Scheduled assignment ,Predictive
- *Scheduled*: Prior estimate is done about traffic change
- *Predictive*: Traffic intensity and blocking probability is monitored in each cell all the time.

Channel Allocation in One-dimensional Systems

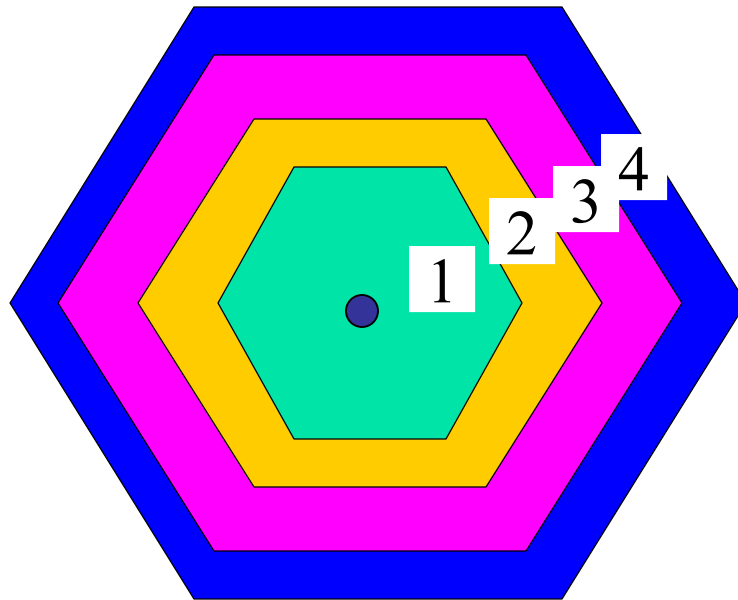


If a new call is initiated in cell 1, with the current location of channels a, b, c, d, e as shown. It is better to assign channel e to mobile in cell 1.

Assuming that as cell 1 moves to cell 2, MS in cell 7 moves to cell 8.

Reuse Partitioning based Channel Allocation

- Each cell is divided into concentric zones.
- Inner zone being closer to BS would require lesser power to attain a desired channel.

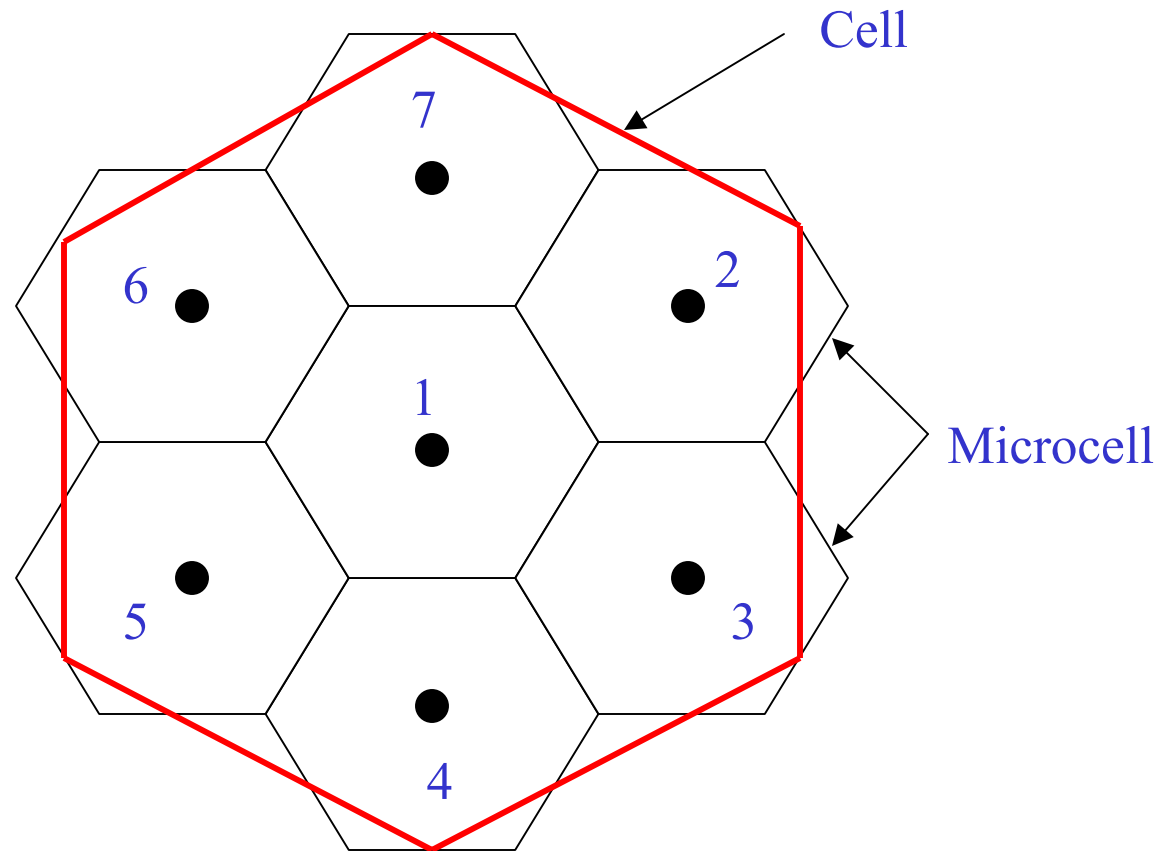




Overlapped Cells-based Allocation

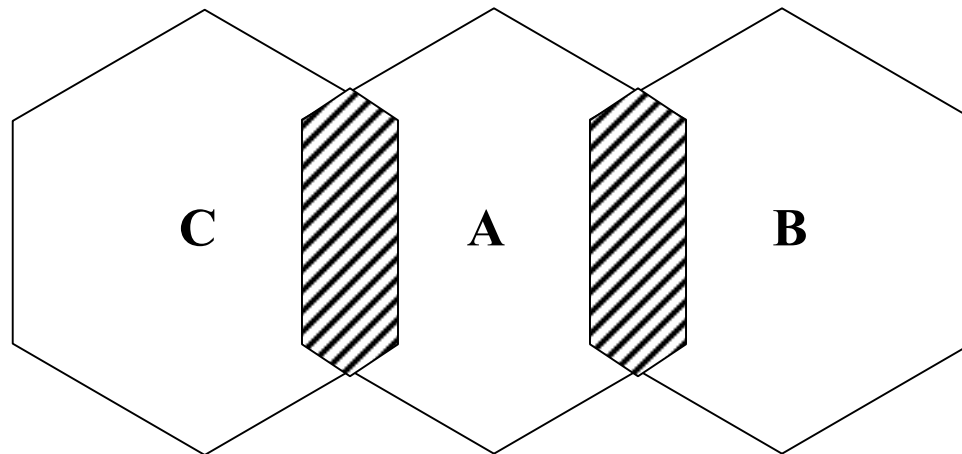
- Cell splitting into number of smaller cells (pico , micro cells) ,to handle increased traffic.
- For fast moving MS, if channels are assigned from micro cell , no of handoffs will increase.
- Therefore Highly mobile cells are assigned channels from the cell.
- MS with low mobility are assigned to micro or pico cells.

Overlapped Cells-based Allocation



Use of Overlapped Cell Areas

- In the shared area Handoffs not necessary.
- Worst Case Scenario: if MS in shared area does not find a free channel in cell A, it can take the free channel from cell B.



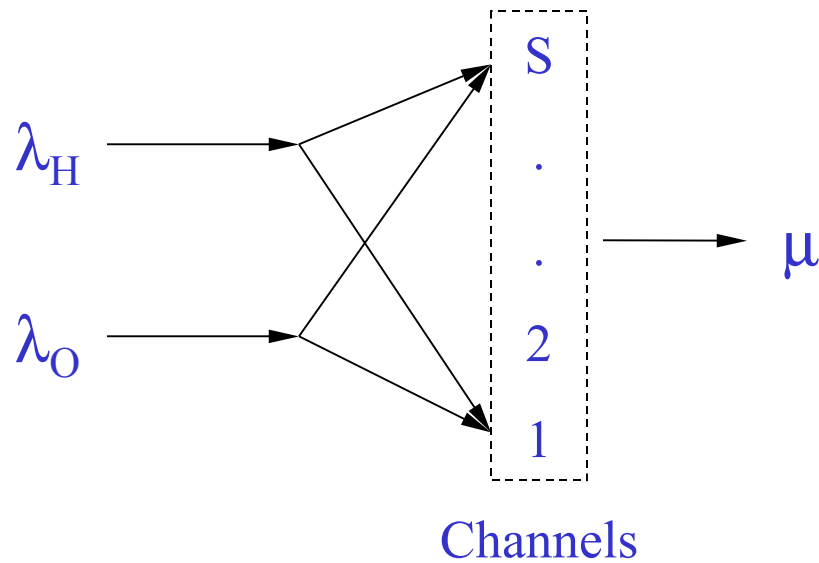


Channel Modeling

The follows assumptions are made to obtain an approximate model of system.

- All MSs are assumed to be uniformly distributed through the cell.
- Each MS moves at a random speed and to an arbitrary random direction.
- The arrival rate of originating call is given by λ_O .
- The arrival rate of handoff call is given by λ_H .
- The call service rate is given by μ .

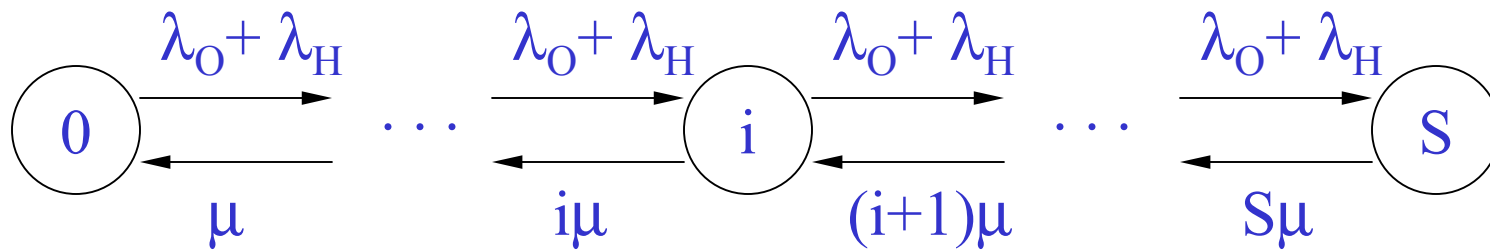
System Model



A generic system model for a cell

Analysis Model

The states of a cell can be represented by $(S+1)$ states Markov model. And a transition diagram of $M/M/S/S$ model as shown below.



State transition diagram



Analysis Model (cont'd)

The follows parameters are defined in the analysis model.

- $P(i)$: the probability of “ i ” channels to be busy,
- λ_O : the arrival rate of an originating call in the cell,
- λ_H : the arrival rate of a handoff call from neighboring cells,
- B_O : the blocking probability of originating calls,
- S : the total number of channels allocated to a cell,
- μ : the call service rate,
- μ_c : the average call duration,
- $\mu_{c-dwell}$: the outgoing rate of MSs.



Analysis Model (cont'd)

- The state equilibrium equation for state i can be given as

$$P(i) = \frac{\lambda_O + \lambda_H}{i\mu} P(i-1), \quad 0 \leq i \leq S.$$

- And the sum of all states must to be equal to one:

$$\sum_{i=0}^S P(i) = 1.$$

- The blocking probability can be expressed by:

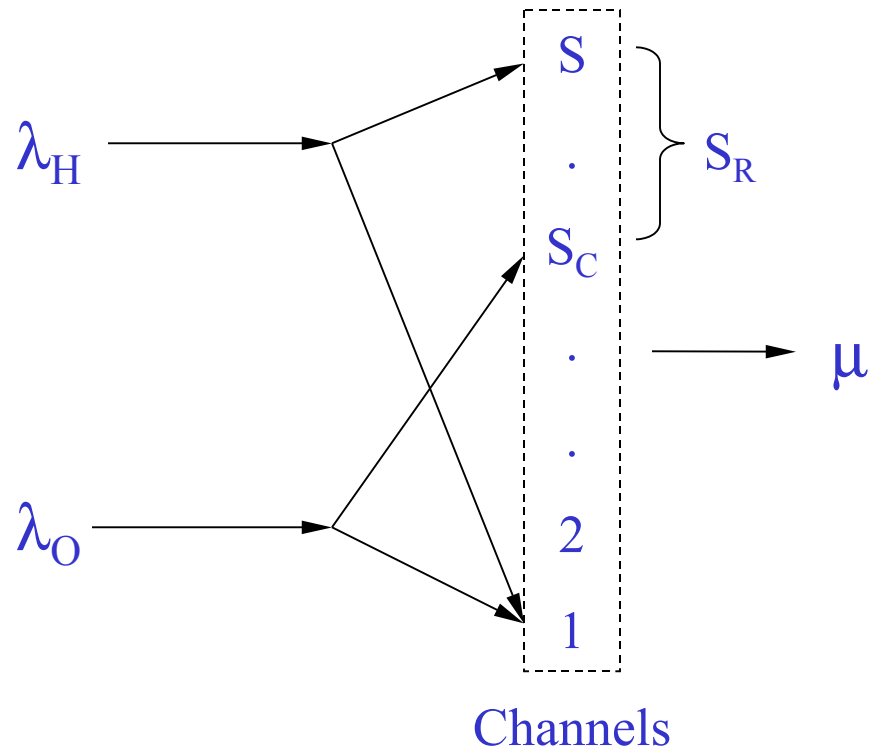
$$B_O = P(S) = \frac{(\lambda_O + \lambda_H)^S}{S! \mu^S} \frac{1}{\sum_{i=0}^S \frac{(\lambda_O + \lambda_H)^i}{i! \mu^i}}$$



Modeling for Handoff Calls

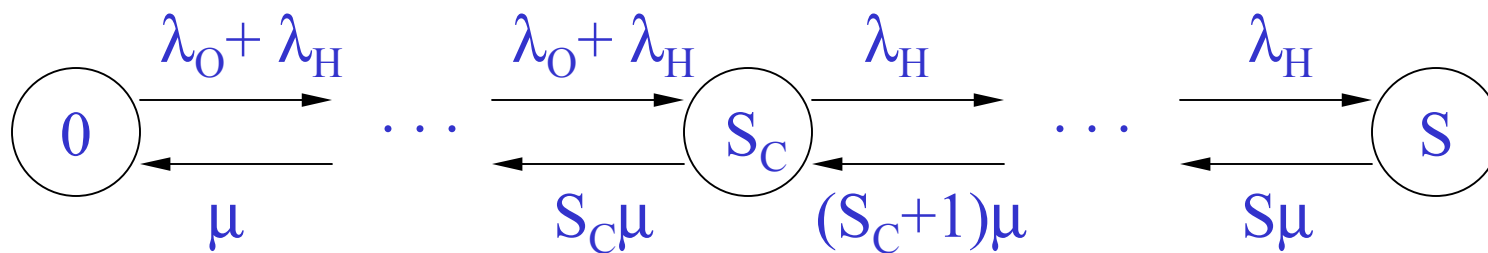
- Why should we provide a higher priority to handoff calls?
From users' view, the dropping of handoff calls is more serious than the blocking of originating calls.
- How to provide a higher priority to handoff calls?
One approach is assigning S_R channels exclusively for handoff calls among the S channels in a cell.

System Model



System model with reserved channels for handoff

Analysis Model



State transition diagram



Analysis Model (Cont'd)

- The state balance equations can be obtained as

$$\begin{cases} i\mu P(i) = (\lambda_O + \lambda_H)P(i-1), 0 \leq i \leq S_C \\ i\mu P(i) = \lambda_H P(i-1), S_C \leq i \leq S \end{cases}.$$

and

$$\sum_{i=0}^S P(i) = 1.$$



Analysis Model (Cont'd)

- The blocking probability B_o for an originating call is given by

$$B_o = \sum_{i=S_c}^S P(i).$$

- The blocking probability B_H for a handoff call is

$$B_H = P(S) = \frac{(\lambda_o + \lambda_H)^{S_c} \lambda_H^{S-S_c}}{S! \mu^S} P(0).$$